

Scaled data based on original data using
LM-79-08 Approved Method: Electrical and Photometric Measurements of Solid-
State Lighting Products

Test Report Prepared for
Cooper Lighting Solutions
(formerly Eaton)

Brand: INVUE

Report Number: P673506

Luminaire Tested: **CCP-SA-1A-722-U-T4W-HSS**

Issue Date: 04/16/2023



Test Information

Test Method: LM-79-08
Report Number: P673506
Test Lab: INNOVATION CENTER(G1)
Issue Date: 04/16/2023
Manufacturer: COOPER LIGHTING SOLUTIONS (FORMERLY EATON)
Product Line: INVUE
Catalog Number: CCP-SA-1A-722-U-T4W-HSS
Description: INVUE CLEAR CURVE POLE MOUNT Light Square Luminaire @350mA w/ T4W distribution lens and House Side Shield
Light Source: (16) 2200K CCT, 70 CRI LEDs
Ballast/Driver: ELECTRONIC DRIVER

Summary

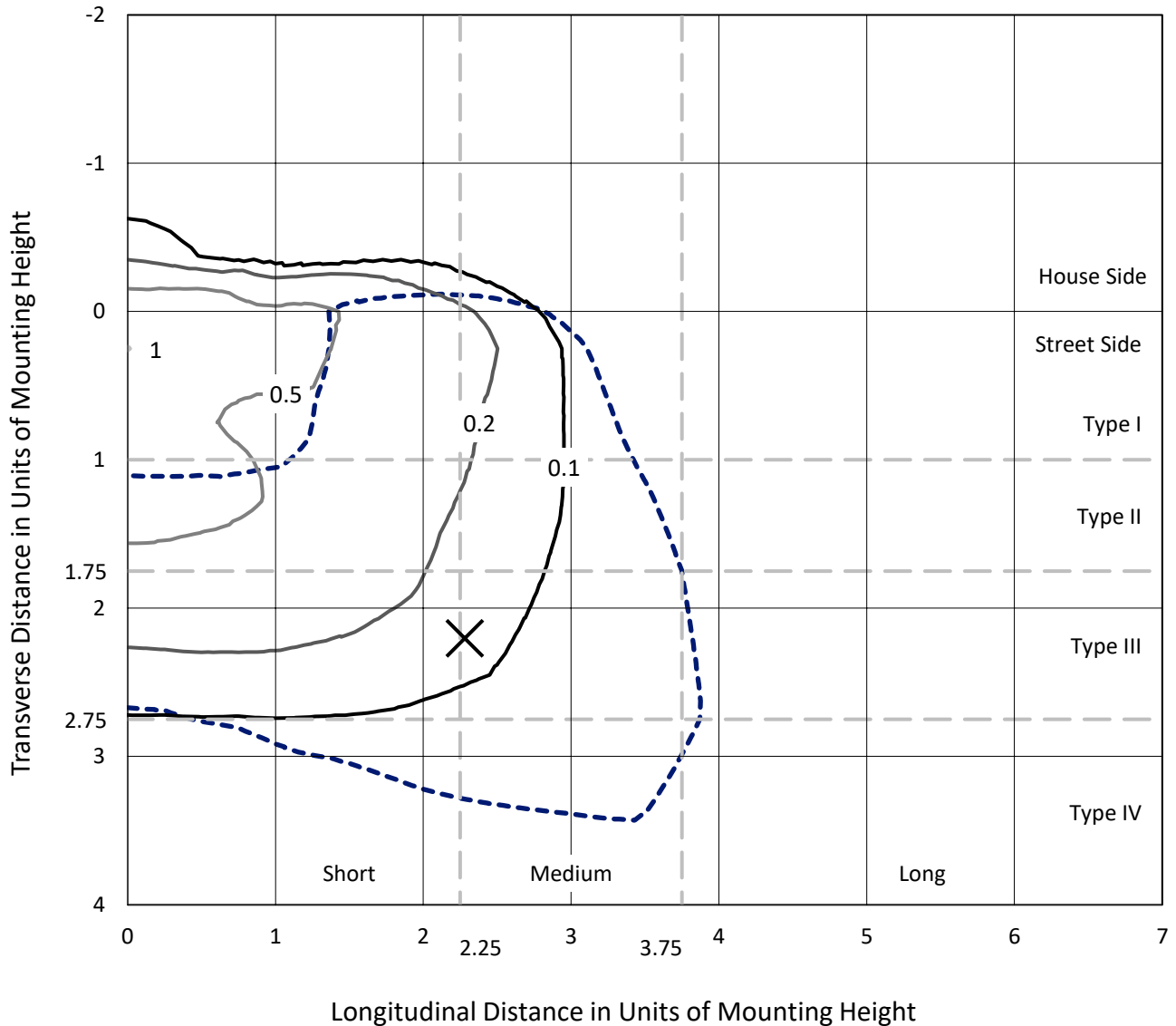
Lumens per Lamp: N/A
Luminaire Lumens: 1453.9 lumens
Efficiency: N/A
Efficacy: 80.8 lumens/watt
Luminous Opening: Rectangular (W 1' x L: 0.5' x H: 0')
IES Classification: Type IV - Medium
BUG Rating: B0 - U0 - G1

Input Watts (W): 18
Input Voltage (V): 120
Input Current (Ain): NR
Voltage Rise (V): NR
Power Factor: NR
Total Harmonic Distortion (THDi): NR
Frequency (hertz): 60
Stabilization Time: NR
Operation Time: NR
Ambient Temperature (°C): NR
Test Distance: 25 FT

REPORT NUMBER: P673506
 CATALOG NUMBER: CCP-SA-1A-722-U-T4W-HSS

Iso-Footcandle Lines of Horizontal Illumination

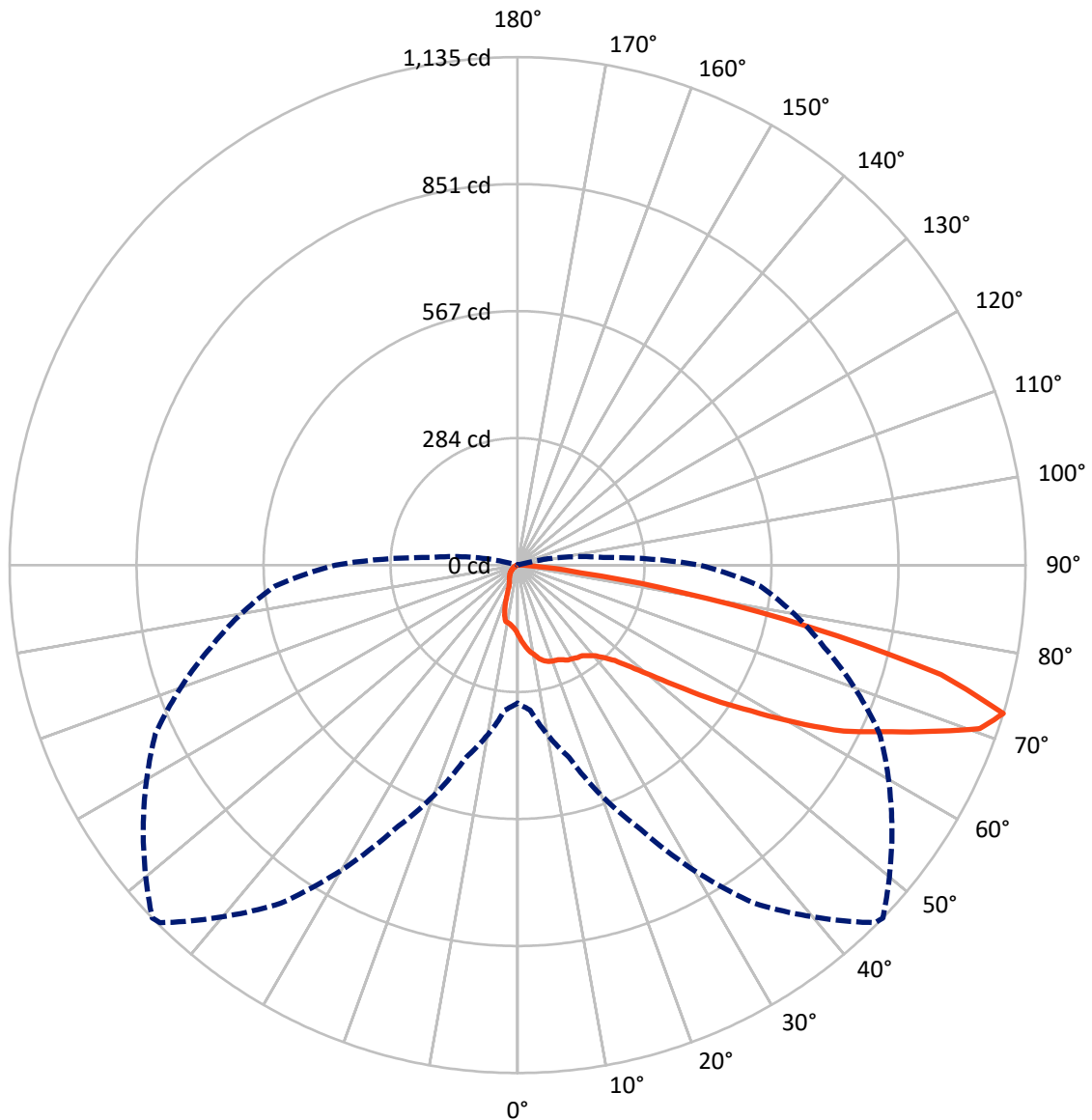
× Max cd
 - - - 1/2 Max cd



Based on 15 foot mounting height. Maximum calculated value = 1 fc
 Type IV - Medium - N/A

REPORT NUMBER: P673506
CATALOG NUMBER: CCP-SA-1A-722-U-T4W-HSS

Luminous Intensity Polar Plot



— Vertical Plane Through 46-Deg Lateral - - - Horizontal Cone Through 72.5-Deg Vertical

REPORT NUMBER: P673506
 CATALOG NUMBER: CCP-SA-1A-722-U-T4W-HSS

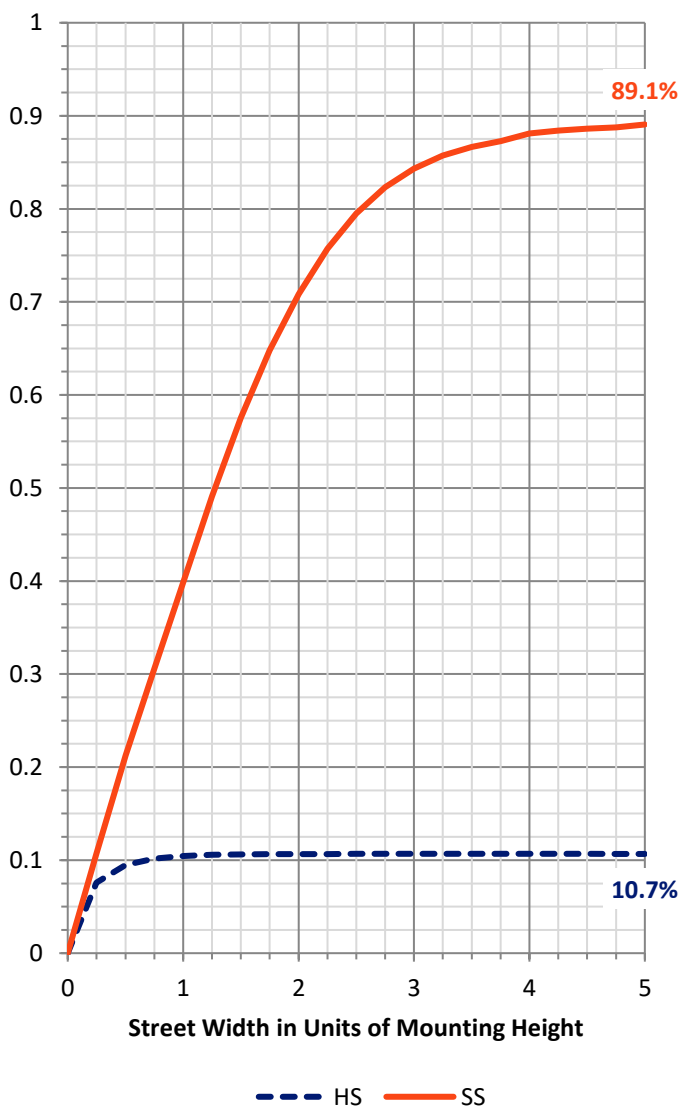
FLUX DISTRIBUTION:

		Downward	Upward	Total
House Side	Lumens	156.5	0.0	156.5
	% Fixture	10.8	0.0	10.8
Street Side	Lumens	1297.4	0.0	1297.4
	% Fixture	89.2	0.0	89.2
Total	Lumens	1453.9	0.0	1453.9
	% Fixture	100.0	0.0	100.0

Coefficient of Utilization

ZONAL LUMENS:

Zone	Lumens	% Fixture
0°-10°	15.6	1.1
10°-20°	47.0	3.2
20°-30°	73.5	5.1
30°-40°	102.9	7.1
40°-50°	169.8	11.7
50°-60°	305.1	21.0
60°-70°	442.2	30.4
70°-80°	276.0	19.0
80°-90°	21.9	1.5
90°-100°	0.0	0.0
100°-110°	0.0	0.0
110°-120°	0.0	0.0
120°-130°	0.0	0.0
130°-140°	0.0	0.0
140°-150°	0.0	0.0
150°-160°	0.0	0.0
160°-170°	0.0	0.0
170°-180°	0.0	0.0
0°-90°	1453.9	100.0
0°-180°	1453.9	100.0



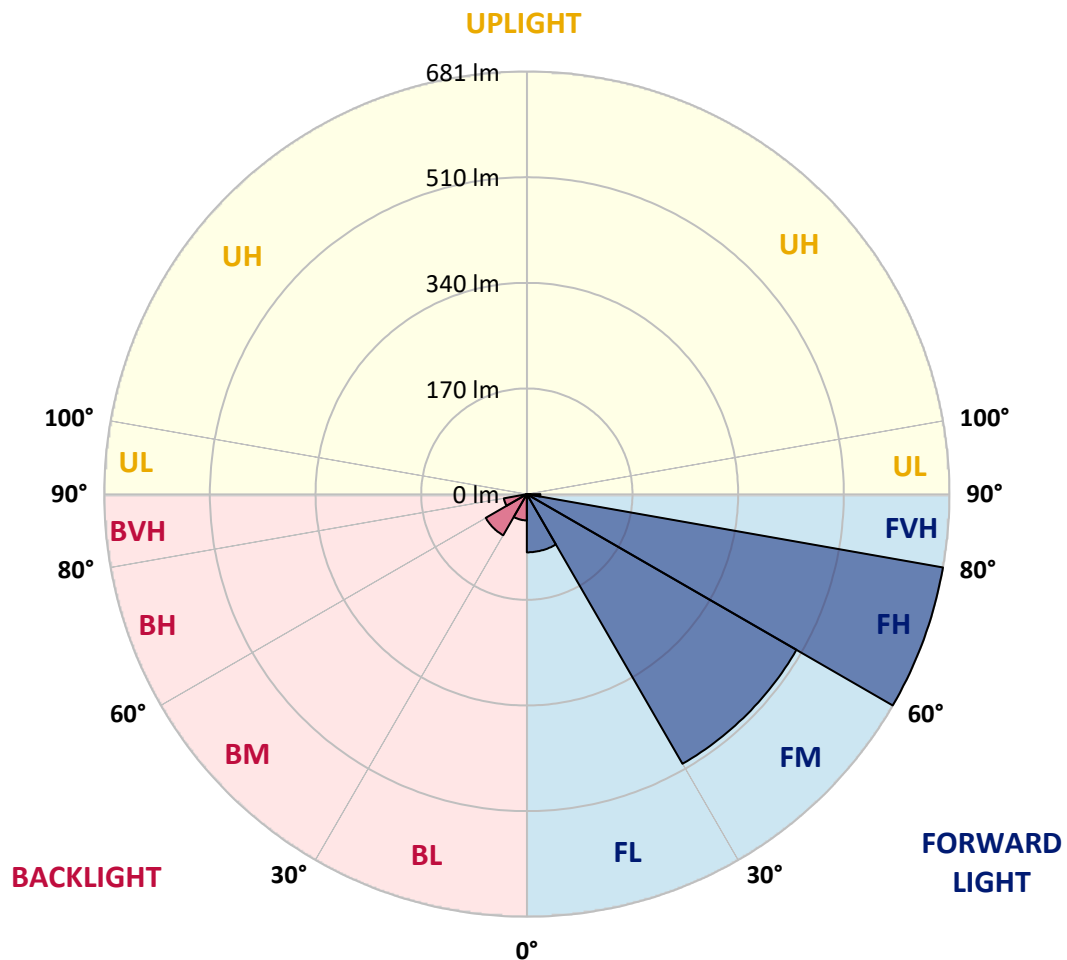
REPORT NUMBER: P673506
 CATALOG NUMBER: CCP-SA-1A-722-U-T4W-HSS

LUMINAIRE CLASSIFICATION SYSTEM LUMEN TABLE AND BUG RATING:

Zone	Lumens	% Fixture	Zone Rating/Lumen Limit		
			B	U	G
FL (0°-30°)	93.7	6.4			
FM (30°-60°)	501.3	34.5			
FH (60°-80°)	680.6	46.8			G1/1800
FVH (80°-90°)	21.8	1.5			G1/100
BL (0°-30°)	42.3	2.9	B0/110		
BM (30°-60°)	76.5	5.3	B0/220		
BH (60°-80°)	37.6	2.6	B0/110		G0/110
BVH (80°-90°)	0.1	0.0			G0/10
UL (90°-100°)	0.0	0.0		U0/0	
UH (100°-180°)	0.0	0.0		U0/0	

BUG Rating: B0-U0-G1

Type IV Medium





REPORT NUMBER: P673506

CATALOG NUMBER: CCP-SA-1A-722-U-T4W-HSS

CANDELA DISTRIBUTION (FULL):

	0°	5°	15°	25°	35°	45°	46°	55°	65°	75°	85°
0°	155.4	155.4	155.4	155.4	155.4	155.4	155.4	155.4	155.4	155.4	155.4
2.5°	173.9	173.2	174.3	173.9	169.5	170.2	169.9	166.9	161.7	158.7	156.9
5°	194.0	195.8	194.3	191.0	188.4	183.2	182.5	177.6	169.5	164.3	158.7
7.5°	214.7	214.7	211.8	206.6	201.0	195.4	194.7	186.5	179.5	170.6	162.8
10°	230.3	228.4	226.2	220.7	214.4	206.9	203.2	197.3	189.5	178.8	168.7
12.5°	244.0	241.1	237.3	229.2	221.8	213.6	214.4	204.7	199.5	189.9	175.0
15°	251.8	249.2	245.9	238.5	227.0	223.3	221.8	215.8	206.6	196.9	182.8
17.5°	253.7	251.8	247.4	237.7	231.4	227.0	226.6	219.5	215.5	207.3	191.7
20°	250.0	246.6	243.3	237.0	231.0	229.6	228.4	228.4	223.3	212.5	197.3
22.5°	243.7	239.9	238.1	234.4	229.6	229.2	229.9	229.2	225.1	218.1	203.2
25°	238.8	237.0	234.0	232.9	229.9	235.5	234.4	233.3	232.2	224.0	212.5
27.5°	240.3	239.9	237.7	233.3	231.0	237.0	240.3	240.7	240.3	232.2	221.0
30°	241.1	239.2	237.0	235.9	236.6	242.5	242.5	250.7	247.4	239.2	229.6
32.5°	249.6	248.5	241.1	238.5	238.8	245.9	246.2	254.4	253.3	247.7	237.0
35°	267.8	260.3	249.6	242.2	242.2	251.4	248.5	260.3	263.3	254.4	242.2
37.5°	294.8	289.3	270.0	253.3	247.0	253.7	256.6	263.3	272.2	264.4	252.6
40°	348.6	347.5	320.1	284.1	259.2	265.2	266.3	276.7	282.6	271.8	268.5
42.5°	427.2	421.7	396.1	339.3	281.5	278.9	283.0	289.6	303.7	294.8	286.7
45°	504.0	501.4	475.8	412.4	321.9	306.3	304.1	316.0	336.7	327.1	320.8
47.5°	559.6	554.4	540.0	486.6	381.2	338.6	340.1	351.9	378.3	370.9	372.7
50°	602.3	599.7	584.5	555.2	456.2	389.4	386.4	398.3	433.9	438.7	443.9
52.5°	649.0	653.8	633.4	608.6	544.8	457.6	451.0	455.0	501.0	512.2	526.6
55°	693.9	701.7	681.3	677.9	637.5	533.3	532.2	522.5	581.9	583.4	591.1
57.5°	723.2	720.6	719.1	737.3	730.2	620.1	614.5	604.9	658.6	649.0	672.4
60°	725.4	732.8	757.7	802.5	815.1	722.1	713.9	687.6	725.0	702.0	746.5
62.5°	742.1	748.0	794.0	855.9	872.3	811.8	817.4	750.6	781.8	763.6	828.9
65°	699.8	718.4	810.7	897.5	947.2	902.7	897.1	831.8	840.0	822.9	910.1
67.5°	661.6	668.7	765.1	910.1	1006.5	993.9	991.7	903.8	900.1	868.5	933.1
70°	537.7	546.3	641.6	845.6	1026.5	1100.3	1095.1	1004.7	940.9	843.7	815.1
72.5°	308.2	325.2	444.7	651.2	922.3	1130.0	1134.8	1021.0	892.7	709.5	544.4
75°	100.9	105.7	184.7	369.0	689.8	985.7	977.2	877.4	720.2	468.4	245.9
77.5°	34.1	34.9	54.5	133.5	382.4	666.1	670.9	627.1	442.4	194.7	67.9
80°	17.4	18.5	26.7	50.1	157.2	362.7	370.5	357.5	185.4	57.5	16.3
82.5°	8.2	8.5	15.6	27.8	71.9	142.4	142.4	156.5	65.6	32.3	6.7
85°	3.0	3.0	8.2	15.9	30.4	47.5	47.8	48.2	34.5	24.1	3.0
87.5°	1.1	1.1	4.1	6.7	11.1	14.5	14.5	11.5	17.4	15.9	1.1
90°	0.0	0.0	0.0	0.0	0.0	0.0	0.0	0.0	0.0	0.0	0.0



REPORT NUMBER: P673506
 CATALOG NUMBER: CCP-SA-1A-722-U-T4W-HSS

CANDELA DISTRIBUTION (continued):

	90°	95°	105°	115°	125°	135°	145°	155°	165°	175°	180°
0°	155.4	155.4	155.4	155.4	155.4	155.4	155.4	155.4	155.4	155.4	155.4
2.5°	156.1	153.9	152.1	149.5	146.1	144.3	144.6	142.4	142.4	141.3	140.9
5°	156.1	153.9	149.1	144.6	141.7	138.0	136.1	134.6	134.6	133.9	134.3
7.5°	157.2	153.9	147.2	141.3	136.5	132.8	129.8	129.4	128.7	126.8	128.3
10°	163.9	159.1	148.0	139.8	134.3	130.2	125.0	123.5	121.3	117.9	118.3
12.5°	169.5	163.2	153.2	142.0	135.0	128.3	116.4	103.5	97.9	92.0	92.3
15°	177.6	168.7	155.0	145.0	135.0	113.5	92.0	75.3	66.4	61.9	61.9
17.5°	182.1	174.7	160.2	146.9	124.2	92.3	65.3	50.8	49.3	50.1	50.1
20°	191.4	181.3	166.1	148.3	106.4	65.6	47.8	46.4	47.1	48.6	48.2
22.5°	197.3	187.3	170.6	141.7	82.3	47.1	44.9	44.1	44.9	46.7	46.7
25°	202.1	195.8	177.6	125.3	58.2	42.6	41.9	42.6	43.4	44.1	45.2
27.5°	214.0	203.2	182.5	104.2	41.9	39.7	40.4	40.8	40.8	41.9	42.3
30°	221.8	213.2	186.2	80.5	37.1	36.7	37.5	37.8	38.2	39.3	39.7
32.5°	229.2	226.2	181.3	54.5	34.9	34.1	33.7	34.1	35.6	36.7	36.3
35°	239.9	238.1	174.3	37.8	32.6	31.2	30.4	30.8	31.9	33.0	32.6
37.5°	252.9	254.8	157.2	33.0	30.4	28.6	27.1	27.1	27.4	28.6	28.9
40°	268.1	273.0	137.2	30.8	28.9	26.7	25.2	23.4	23.0	22.6	23.0
42.5°	295.9	301.5	114.6	29.3	26.7	24.1	21.9	19.7	17.8	16.7	16.7
45°	334.9	330.4	84.9	27.8	25.6	21.9	18.5	15.9	13.4	12.2	12.2
47.5°	388.7	373.5	58.2	26.3	23.7	19.3	15.6	12.2	10.0	8.9	8.9
50°	463.2	413.1	37.8	24.8	22.6	16.7	12.6	8.9	7.4	7.0	7.4
52.5°	533.7	453.6	30.0	23.0	20.4	14.5	9.6	7.4	6.7	6.3	6.3
55°	598.6	474.0	26.7	21.1	18.5	11.9	8.2	6.3	5.9	5.6	5.6
57.5°	653.5	481.0	23.0	18.5	14.8	9.3	6.7	5.6	4.8	4.5	4.5
60°	700.9	482.9	17.8	14.8	10.8	7.0	5.6	4.8	4.1	3.3	3.3
62.5°	738.7	469.9	12.6	10.4	7.4	5.6	4.8	3.3	2.2	1.5	1.1
65°	768.8	443.9	8.5	7.0	4.8	4.1	3.0	1.5	0.4	0.0	0.0
67.5°	733.6	385.0	6.7	5.2	3.3	2.6	1.5	0.4	0.0	0.0	0.0
70°	598.2	298.5	4.8	3.3	2.2	0.7	0.4	0.0	0.0	0.0	0.0
72.5°	407.2	192.5	3.7	2.2	1.1	0.4	0.0	0.0	0.0	0.0	0.0
75°	182.8	69.0	2.6	1.5	0.4	0.0	0.0	0.0	0.0	0.0	0.0
77.5°	44.5	16.3	1.9	0.7	0.0	0.0	0.0	0.0	0.0	0.0	0.0
80°	11.9	4.1	1.1	0.4	0.0	0.0	0.0	0.0	0.0	0.0	0.0
82.5°	4.5	1.5	0.4	0.0	0.0	0.0	0.0	0.0	0.0	0.0	0.0
85°	1.9	0.7	0.0	0.0	0.0	0.0	0.0	0.0	0.0	0.0	0.0
87.5°	0.7	0.4	0.0	0.0	0.0	0.0	0.0	0.0	0.0	0.0	0.0
90°	0.0	0.0	0.0	0.0	0.0	0.0	0.0	0.0	0.0	0.0	0.0

(END OF REPORT)